


ANALYSIS OF STUDENT FEEDBACK ON CURRICULUM

(Curriculum Feedback Analysis 2021-22)

B.A.LL.B.(Hons.)

On the basis of feedback received from students about the curriculum of B.A.LL.B.(Hons.) 2021-22 we conclude following points:

1. Regarding the 'well organization of content in sequence', **30.30%** of the students **strongly agreed** with it whereas **43.69%** **agreed** with it. However, percentage of students **disagreeing, strongly disagreeing** and **neutral** were **1.84%, 2.01%** and **22.11%** respectively.
2. Regarding the 'uniformity of syllabus in terms of curriculum load', **29.26%** of the students **strongly agreed** with it whereas **43.92%** **agreed** with it. However, percentage of students **strongly disagreeing, disagreeing** and **neutral** was **1.99%, 1.89%** and **22.92%** respectively.
3. Regarding the 'career orientation of course curriculum', **29.4%** of the students **strongly agreed** with it whereas **43.65%** **agreed** with it. However, percentages of students **strongly disagreeing, disagreeing** and **neutral** were **2.04%, 1.94%** and **22.95%** respectively.
4. Regarding the 'inclination of learning values for development of skills, concepts, knowledge and analytical abilities', **29.31%** of the students **strongly agreed** with it whereas **43.45%** **agreed** with it. However, percentage of students **strongly disagreeing, disagreeing** and **neutral** were **1.99%, 2.06%** and **23.18%** respectively.
5. Regarding the 'role of curriculum in justifying assigned lectures', **29.39%** of the students **strongly agreed** with it whereas **43.52%** **agreed** with it. However, percentages of students **strongly disagreeing and disagreeing** and **neutral** were **1.97%, 1.96%** and **23.14%** respectively.
6. Regarding the 'potential of course curriculum in covering the latest developments in relevant areas', the percentage of students **strongly agreeing** with it was **29.19%** and **agreeing** with it were **43.33%**. However, percentages of students **strongly disagreeing, disagreeing** and **neutral** were **1.97%, 2.13%** and **23.37%** respectively.
7. Regarding the 'scope of relevant activities in course curriculum', **29.1%** of the students **strongly agreed** with it whereas **43.46%** **agreed** with it. However, percentage of students **strongly disagreeing, disagreeing** and **neutral** was **1.98%, 2.11%** and **23.33%** respectively.


Prof. (Dr.) Rajesh Bahuguna
Dean
Law College Dehradun
Faculty of
Uttaranchal University, Dehradun


8. Regarding the 'rationality of course content in its update', **29.06%** of the students **strongly agreed** with it whereas **43.4%** **agreed** with it. However, percentage of students **strongly disagreeing, disagreeing** and **neutral** were **1.94%, 2.08%** and **23.51%** respectively.

9. Regarding the 'good balance of course curriculum between theory and practical application', the percentage of students **strongly agreeing** were **29.47%** and that **agreeing** with it were **43.12%**. However, percentage of students **strongly disagreeing, disagreeing** and **neutral** were **2.03%, 2.15%** and **23.2%** respectively.

10. Regarding the 'role of course curriculum in encouraging self and extra curriculum learning', **29.34%** of the students **strongly agreed** with it whereas **43.39%** **agreed** with it. However, percentage of faculties **strongly disagreeing, disagreeing** and **neutral** were **2.05%, 2.17%** and **23.03%** respectively.

Average Rating:

The average rating of student feedback on curriculum for B.A. LL.B 2021-22 for **Q 1** is **2.98 %** and for **Q 2** is **2.97%**, while for the remaining questions it is **2.96%**


Prof. (Dr.) Rajesh Bahuguna
Dean
Law College Dehradun
faculty of
Uttaranchal University, Dehradun

ANALYSIS OF FACULTY FEEDBACK ON CURRICULUM

(Curriculum Feedback Analysis 2021-22)

B.A.LL.B. (Hons.)

On the basis of feedback received from faculties about the curriculum of BA.LL.B.(Hons.) 2021-22 we conclude following points:

1. Regarding the 'conformity of course content with the course outcome and objective', **53.33%** of the faculties **strongly agreed** with it whereas **40%agreed** with it. However percentage of faculties **strongly disagreeing and neutral** were **1.33%** and **5.33%** respectively. None of the faculty disagreed with this parameter.
2. Regarding the 'well-balancing of the course curriculum between theory and/or practical/fieldwork knowledge', **42.67%** of the faculties **strongly agreed** with it whereas **44%agreed** with it. However, percentage of faculties **strongly disagreeing, disagreeing and neutral** were**1.33%, 2.67%** and **9.33%** respectively.
3. Regarding the 'presentation of course content from basic to advance', **54.67%** of the faculties **strongly agreed** with it whereas **41.33%agreed** with it. However percentage of faculties **strongly disagreeing and neutral** were **1.33%** and **2.67%** respectively. None of the faculty disagreed with this parameter.
4. Regarding the 'sufficiency of course content to fulfil the gap between academics and industry', **33.33%** of the faculties **strongly agreed** with it whereas **54.67%agreed** with it. However percentage of faculties **disagreeing and neutral** were **4%** and **8%** respectively. None of the faculty **strongly disagreed** with this parameter.
5. Regarding the 'rationality of credit allocation in the coverage of course curriculum', **40.33%** of the faculties **strongly agreed** with it whereas **48%agreed** with it. However, percentage of faculties **neutral** were **2.67%**. **None** of the faculties **strongly disagreed and disagreed** with this parameter.
6. Regarding the 'focus of the curriculum on skill development/employability and entrepreneurship', **33.33%** of the faculties **strongly agreed** with it whereas **52%agreed** with it. However percentage of faculties **disagreeing and neutral** were **4%** and **10.67%** respectively. **None** of the faculty **strongly disagreed** with this parameter..
7. Regarding the 'role of course content in increasing the knowledge and interest in the subject area', **48%** of the faculties **strongly agreed** with it whereas **46.67%agreed** with it. However, percentage of faculties **neutral** were **5.33%**. **None** of the faculties **strongly disagreed and disagreed with** this parameter.
8. Regarding the 'relevance and update of the text books and reference books mentioned in the syllabus', **45.33%** of the faculties **strongly agreed** with it whereas **48%agreed** with it. However percentage of faculties **strongly disagreeing and neutral** were **2.67%** and **4%** respectively. **None** of the faculty **disagreed** with this parameter.


Prof. (Dr.) Rajesh Bahuguna
Dean
Law College Dehradun
faculty of,
Uttaranchal University, Dehradun.

9. Regarding the 'role of course curriculum in improving student comprehension of the domain', **44%** of the faculties **strongly agreed** with it whereas **48%** **agreed** with it. However percentage of faculties **disagreeing and neutral** were equal at **4%**. None of the faculty **strongly disagreed** with this parameter.

10. Regarding the 'requirement of moderation in the course curriculum', **14.67%** of the faculties **strongly agreed** with it whereas **30.67%** **agreed** with it. However percentage of faculties **disagreeing and neutral** were **18.67%** and **36%** respectively. None of the faculty **strongly disagreed** with this parameter.

Average Rating

The average rating of faculty feedback on curriculum for B.A. LL.B. 2021-22 for **Q 1 and Q2** is **3.44 %** and **3.24%**. Rating for **Q3, Q4, Q5 and Q6** is **3.48%, 3.17%, 3.47% and 3.15%** respectively whereas for **Q7, Q8, Q9 and Q10** it is **3.43%, 3.33%, 3.32% and 2.41%** respectively.



Prof. (Dr.) Rajesh Bahuguna
Dean
Law College Dehradun
faculty of
Uttaranchal University, Dehradun

ANALYSIS OF ALUMNI FEEDBACK ON CURRICULUM

(Curriculum Feedback Analysis 2021-22)

B.A.LL.B. (Hons.)

On the basis of feedback received from alumni about the curriculum of B.A.LL.B. (Hons).2021-22 we conclude following points:

1. Regarding the 'appropriateness of course curriculum for career progression', percentage of alumni **strongly agreeing and agreeing are equal at 42.31%**. However, percentage of alumni **strongly disagreeing** were 7.69% whereas alumni **disagreeing and neutral** were equal at 3.85%.
2. Regarding the 'availability of sufficient trainings, seminars, value added courses and PDPs for holistic development', percentage of alumni **strongly agreeing and agreeing are equal at 42.31%**. However, none of the alumni **disagreed** with this parameter whereas alumni **strongly disagreeing and neutral** were equal at 7.69%.
3. Regarding the 'involvement of experimental and participative learning', percentage of alumni **strongly agreeing and agreeing are equal at 42.31%**. However, none of the alumni **disagreed** with this parameter whereas alumni **strongly disagreeing and neutral** were 11.54% and 3.85% respectively.
4. Regarding the 'inclusion of challenging and constructive research work/ project work/ internship/ electives under the program', 53.85% of the alumni **strongly agreed** with it whereas 38.46% **agreed** with it. However, percentage of alumni **strongly disagreeing** was 7.69%. None of the alumni were **neutral** or **disagreed** with this parameter.
5. Regarding the 'maintenance of proper industry-academia relationship across the program', 38.46% of the alumni **strongly agreed** with it whereas 42.31% **agreed** with it. However, percentage of alumni **strongly disagreeing and neutral** were equal at 7.69%. 3.85% of alumni **disagreed** with this parameter.
6. Regarding the 'offer of courses with practical and hands-on learning with experience in the curriculum', 46.15% of the alumni **strongly agreed** with it whereas 38.46% **agreed** with it. However, percentage of alumni **disagreeing and neutral** were equal at 3.85%. 7.69% of alumni **strongly disagreed** with this parameter.
7. Regarding the 'effectiveness of the curriculum in building the opportunities in terms of employability, higher learning and entrepreneurial attitude', 42.31% of the alumni **strongly agreed** with it whereas 38.46% **agreed** with it. However, percentage of alumni **strongly disagreeing and neutral** were equal at 7.69%. 3.85% of alumni **disagreed** with this parameter.
8. Regarding the 'potential of program in enhancing the ability to cope up with a challenging situation and to work in a team', 53.85% of alumni **strongly agreed** and 34.62% **agreed** with

Prof. (Dr.) Rajesh Bahuguna

Dean

Law College Dehradun

faculty of

Uttaranchal University, Dehradun

it.. However, none of the alumni **disagreed** with this parameter **whereas alumni strongly disagreeing and neutral were 7.69% and 3.85% respectively.**

9. Regarding the 'relevance of course curriculum to real life situation', **42.31%** of the alumni **strongly agreed** with it whereas **38.46% agreed** with it. However, percentage of alumni **strongly disagreeing and neutral were equal at 7.69% and 3.85%** of alumni **disagreed with this parameter.**

10. Regarding the 'sufficiency of curriculum in imparting presentation, report writing and technical skills', **53.85%** of alumni **strongly agreed and 26.92% agreed with it..** However, none of the alumni **disagreed** with this parameter **whereas alumni strongly disagreeing and neutral were 11.54% and 7.69% respectively.**

Average Rating

The average rating of alumni feedback on curriculum for B.A.LL.B. 2021-22 for Q 1, Q4, Q5 and Q8 is **3.08%, 3.31%, 3% and 3.27% respectively.** Rating for Q2 and Q4 is equal at **3.1%** and Q2, Q6 and Q10 are equal at **3.12%.** Q3, Q7 and Q9 are equal at **3.04%.**

Prof. (Dr.) Rajesh Bahuguna
Dean
Law College Dehradun
faculty of
Uttaranchal University, Dehradun

ANALYSIS OF STUDENT FEEDBACK ON CURRICULUM

(Curriculum Feedback Analysis 2021-22)

B.B.A.LL.B.(Hons.)

On the basis of feedback received from students about the curriculum of B.BA.LL.B.(Hons.) 2021-22 we conclude following points:

1. Regarding the 'well organization of content in sequence', **31.33%** of the students **strongly agreed** with it whereas **42.76%** **agreed** with it. However, percentage of students **disagreeing, strongly disagreeing** and **neutral** were **1.81%, 2.79%** and **21.2%** respectively.
2. Regarding the 'uniformity of syllabus in terms of curriculum load', **30.01%** of the students **strongly agreed** with it whereas **43.77%** **agreed** with it. However, percentage of students **strongly disagreeing, disagreeing** and **neutral** were **2.75%, 2.03%** and **21.32%** respectively.
3. Regarding the 'career orientation of course curriculum', **30.85%** of the students **strongly agreed** with it whereas **42.82%** **agreed** with it. However, percentage of students **strongly disagreeing, disagreeing** and **neutral** were **2.77%, 1.85%** and **21.6%** respectively.
4. Regarding the 'inclination of learning values for development of skills, concepts, knowledge and analytical abilities', **30.38%** of the students **strongly agreed** with it whereas **43.44%** **agreed** with it. However, percentage of students **strongly disagreeing, disagreeing** and **neutral** were **2.78%, 1.99%** and **21.3%** respectively.
5. Regarding the 'role of curriculum in justifying assigned lectures', **30.83%** of the students **strongly agreed** with it whereas **42.99%** **agreed** with it. However, percentage of students **strongly disagreeing and disagreeing** and **neutral** were **2.79%, 1.83%** and **21.44%** respectively.
6. Regarding the 'potential of course curriculum in covering the latest developments in relevant areas', the percentage of students **strongly agreeing** with it were **30.38%** and **agreeing** with it were **43.05%**. However, percentage of students **strongly disagreeing, disagreeing** and **neutral** were **2.85%, 1.88%** and **21.73%** respectively.
7. Regarding the 'scope of relevant activities in course curriculum', **30.5%** of the students **strongly agreed** with it whereas **42.98%** **agreed** with it. However, percentage of students **strongly disagreeing, disagreeing** and **neutral** was **2.84%, 2.01%** and **21.57%** respectively.
8. Regarding the 'rationality of course content in its update', **30.15%** of the students **strongly agreed** with it whereas **43.24%** **agreed** with it. However, percentage of students **strongly disagreeing, disagreeing** and **neutral** were **2.87%, 1.93%** and **21.7%** respectively.
9. Regarding the 'good balance of course curriculum between theory and practical application', the percentage of students **strongly agreeing** were **30.4%** and that **agreeing** with it were **42.83%**. However, percentage of students **strongly disagreeing, disagreeing** and **neutral** were **3.01%, 2.02%** and **21.63%** respectively.

Prof. (Dr.) Rajesh Bahuguna
Dean

Law College Dehradun
Faculty of
Uttarakhand University, Dehradun

10. Regarding the 'role of course curriculum in encouraging self and extra curriculum learning', 30.47% of the students **strongly agreed** with it whereas 42.75% **agreed** with it. However, percentage of faculties **strongly disagreeing, disagreeing and neutral** were 2.95%, 1.96% and 21.75% respectively.

Average Rating

The average rating of student feedback on curriculum for B.B.A. LL.B 2021-22 for Q 1 is 2.98 % and for Q 2, Q4 , Q6, Q7 and Q8 is 2.96%. Rating for Q3 and Q5 is 2.97% and for Q9 is 2.95%.



Prof. (Dr.) Rajesh Bahuguna
Dean
Law College Dehradun
faculty of
Uttaranchal University, Dehradun

ANALYSIS OF FACULTY FEEDBACK ON CURRICULUM

(Curriculum Feedback Analysis 2021-22)

B.B.A.LL.B.(Hons.)

On the basis of feedback received from faculties about the curriculum of B.B.A.LL.B.(Hons.) 2021-22 we conclude following points:

1. Regarding the 'conformity of course content with the course outcome and objective', **54.93%** of the faculties **strongly agreed** with it whereas **42.25%** agreed with it. However, percentage of faculties **neutral** were **2.82%**. **None** of the faculties **strongly disagreed** or **disagreed** with this parameter.
2. Regarding the 'well-balancing of the course curriculum between theory and/or practical/fieldwork knowledge', **33.8%** of the faculties **strongly agreed** with it whereas **57.75%** agreed with it. However, percentage of faculties **disagreeing** and **neutral** were equal at **4.23%**. **None** of the faculty **strongly disagreed** with this parameter.
3. Regarding the 'presentation of course content from basic to advance', **45.07%** of the faculties **strongly agreed** with it whereas **50.07%** agreed with it. However, percentage of faculties **disagreeing** and **neutral** were **1.41%** and **2.82%** respectively. **None** of the faculty **strongly disagreed** with this parameter.
4. Regarding the 'sufficiency of course content to fulfill the gap between academics and industry', **28.17%** of the faculties **strongly agreed** with it whereas **54.93%** agreed with it. However, percentage of faculties **strongly disagreeing**, **disagreeing** and **neutral** were **1.41%**, **2.82%** and **12.68%** respectively.
5. Regarding the 'rationality of credit allocation in the coverage of course curriculum', **43.66%** of the faculties **strongly agreed** with it whereas **50.7%** agreed with it. However, percentage of faculties **neutral** were **5.63%**. **None** of the faculties **strongly disagreed** or **disagreed** with this parameter.
6. Regarding the 'focus of the curriculum on skill development/employability and entrepreneurship', **33.8%** of the faculties **strongly agreed** with it whereas **52.11%** agreed with it. However, percentage of faculties **disagreeing** and **neutral** were **2.82%** and **11.27%** respectively. **None** of the faculty **strongly disagreed** with this parameter.
7. Regarding the 'role of course content in increasing the knowledge and interest in the subject area', **52.11%** of the faculties **strongly agreed** with it whereas **43.66%** agreed with it. However, percentage of faculties **neutral** were **4.23%**. **None** of the faculties **strongly disagreed** or **disagreed** with this parameter.
8. Regarding the 'relevance and update of the text books and reference books mentioned in the syllabus', **46.48%** of the faculties **strongly agreed** with it whereas **49.3%** agreed with it. However, percentage of faculties **strongly disagreeing** and **neutral** were **1.41%**, and **2.82%** respectively. **None** of the faculty **disagreed** with this parameter.

Prof. (Dr.) Rajesh Bahuguna
Dean
Law College Dehradun
Faculty of
Uttaranchal University, Dehradun

9. Regarding the 'role of course curriculum in improving student comprehension of the domain', **39.44%** of the faculties **strongly agreed** with it whereas **52.11%** **agreed** with it. However, percentage of faculties **disagreeing** and **neutral** were **1.41%** and **7.04%** respectively. None of the faculty **strongly disagreed** with this parameter.

10. Regarding the 'requirement of moderation in the course curriculum', **9.86%** of the faculties **strongly agreed** with it whereas **29.58%** **agreed** with it. However, percentage of faculties **strongly disagreeing**, **disagreeing** and **neutral** were **2.82%**, **25.35%** and **32.39%** respectively.

Average Rating

The average rating of faculty feedback on curriculum for B.B.A. LL.B. 2021-22 for Q 1 and Q2 is **3.52 %** and **3.21%**. Rating for Q3, Q4, Q5 and Q6 is **3.39%**, **3.06%**, **3.38%** and **3.17%** respectively whereas for Q7, Q8, Q9 and Q10 it is **3.48%**, **3.39%**, **3.3%** and **2.18%** respectively.

Prof. (Dr.) Rajesh Bahuguna
Dean
Law College Dehradun
faculty of
Uttaranchal University, Dehradun


ANALYSIS OF ALUMNI FEEDBACK ON CURRICULUM

(Curriculum Feedback Analysis 2020-21)

B.B.A.LL.B.(Hons.)

On the basis of feedback received from alumni about the curriculum of B.B.A.LL.B.(Hons.) 2020-21 we conclude following points:

1. Regarding the 'appropriateness of course curriculum for career progression', **23.08%** of the alumni **strongly agreed** with it whereas **38.46%** **agreed** with it. However, percentage of alumni **strongly disagreeing** and **neutral** is **15.38%** and **23.08%** respectively. **None** of the alumni **disagreed**.
2. Regarding the 'availability of sufficient trainings, seminars, value added courses and PDPs for holistic development', **23.08%** of the alumni **strongly agreed** with it whereas **38.46%** **agreed** with it. However, percentage of alumni **strongly disagreeing** and **neutral** is **15.38%** and **23.08%** respectively. **None** of the alumni **disagreed**.
3. Regarding the 'involvement of experimental and participative learning', percentage of the alumni **strongly agreeing** and **agreeing** are equal at **30.77%**. However, percentage of alumni **disagreeing** and **neutral** is equal at **15.38%** whereas **7.69%** alumni **strongly disagreed** with it.
4. Regarding the 'inclusion of challenging and constructive research work/ project work/ internship/ electives under the program', **30.77%** of the students **strongly agreed** with it whereas **23.08%** alumni **agreed**, **strongly disagreed** or were **neutral** with it. **None** of the alumni **disagreed** with this parameter.
5. Regarding the 'maintenance of proper industry-academia relationship across the program', percentage of the alumni **strongly agreeing** and **agreeing** are equal at **23.08%**. However, percentage of alumni **strongly disagreeing** and **neutral** are **15.38%** and **38.46%** respectively. **None** of the alumni **disagreed**.
6. Regarding the 'offer of courses with practical and hands-on learning with experience in the curriculum', percentage of the alumni **strongly agreeing** and **neutral** are equal at **23.08%**. However, percentage of alumni **strongly disagreeing** and **agreeing** are **15.38%** and **38.46%** respectively. **None** of the alumni **disagreed**.
7. Regarding the 'effectiveness of the curriculum in building the opportunities in terms of employability, higher learning and entrepreneurial attitude', percentage of the alumni **strongly agreeing** and **neutral** are equal at **23.08%**. However, percentage of alumni **strongly disagreeing** and **agreeing** are **15.38%** and **38.46%** respectively. **None** of the alumni **disagreed**.
8. Regarding the 'potential of program in enhancing the ability to cope up with a challenging situation and to work in a team', **23.08%** of the alumni **strongly agreed** with it whereas **46.15%** **agreed** with it. However, percentage of the alumni **strongly disagreeing** and **neutral** are equal at **15.38%**. **None** of the alumni **disagreed** with this parameter.


Prof. (Dr.) Rajesh Bahuguna
Dean
Law College Dehradun
faculty of
Uttaranchal University, Dehradun

9. Regarding the 'relevance of course curriculum to real life situation', **23.08%** of the alumni **strongly agreed** with it whereas **46.15%** **agreed** with it. However, percentage of the alumni **strongly disagreeing and neutral are equal at 15.38%**. **None** of the alumni **disagreed** with this parameter.

10. Regarding the 'sufficiency of curriculum in imparting presentation, report writing and technical skills', **23.08%** of the alumni **strongly agreed** with it whereas **46.15%** **agreed** with it. However, percentage of the alumni **strongly disagreeing and neutral are equal at 15.38%**. **None** of the alumni **disagreed** with this parameter.

Average Rating

The average rating of alumni feedback on curriculum for B.B.A. LL.B. 2021-22 for Q 1, Q2, Q3, Q6 and Q7 is equal at **2.54%**. Rating for Q4 and Q5 is equal at **2.38%** and Q8, Q9 and Q10 are equal at **2.62%**.



Prof. (Dr.) Rajesh Bahuguna
Dean
Law College Dehradun
faculty of
Uttaranchal University, Dehradun

ANALYSIS OF STUDENT FEEDBACK ON CURRICULUM

(Curriculum Feedback Analysis 2021-22)

LL.B.(Hons.)

On the basis of feedback received from students about the curriculum of LL.B.(Hons.) 2021-22 we conclude following points:

1. Regarding the 'well organization of content in sequence', **29.13%** of the students **strongly agreed** with it whereas **43.21%** **agreed** with it. However, percentage of students **disagreeing, strongly disagreeing** and **neutral** were **2.67%, 2.04%** and **22.92%** respectively.
2. Regarding the 'uniformity of syllabus in terms of curriculum load', **28.57%** of the students **strongly agreed** with it whereas **43.15%** **agreed** with it. However, percentage of students **strongly disagreeing, disagreeing** and **neutral** were **2.67%, 2.01%** and **23.57%** respectively.
3. Regarding the 'career orientation of course curriculum', **28.88%** of the students **strongly agreed** with it whereas **42.67%** **agreed** with it. However, percentage of students **strongly disagreeing, disagreeing** and **neutral** were **2.7%, 1.9%** and **23.83%** respectively.
4. Regarding the 'inclination of learning values for development of skills, concepts, knowledge and analytical abilities', **29.45%** of the students **strongly agreed** with it whereas **42.18%** **agreed** with it. However, percentage of students **strongly disagreeing, disagreeing** and **neutral** were **2.7%, 1.9%** and **23.74%** respectively.
5. Regarding the 'role of curriculum in justifying assigned lectures', **28.96%** of the students **strongly agreed** with it whereas **42.1%** **agreed** with it. However, percentage of students **strongly disagreeing** and **disagreeing** and **neutral** were **2.81%, 1.9%** and **24.2%** respectively.
6. Regarding the 'potential of course curriculum in covering the latest developments in relevant areas', the percentage of students **strongly agreeing** with it were **29.19%** and **agreeing** with it were **42.1%**. However, percentage of students **strongly disagreeing, disagreeing** and **neutral** were **2.7%, 1.87%** and **24.11%** respectively.
7. Regarding the 'scope of relevant activities in course curriculum', **29.11%** of the students **strongly agreed** with it whereas **42.01%** **agreed** with it. However, percentage of students **strongly disagreeing, disagreeing** and **neutral** were **2.78%, 1.99%** and **24.09%** respectively.
8. Regarding the 'rationality of course content in its update', **29.05%** of the students **strongly agreed** with it whereas **41.87%** **agreed** with it. However, percentage of students **strongly disagreeing, disagreeing** and **neutral** were **2.72%, 1.99%** and **24.34%** respectively.
9. Regarding the 'good balance of course curriculum between theory and practical application', the percentage of students **strongly agreeing** were **29.08%** and that **agreeing** with it were **42.16%**. However, percentage of students **strongly disagreeing, disagreeing** and **neutral** were **2.84%, 2.16%** and **23.74%** respectively.

Prof. (Dr.) Rajesh Bahuguna
Dean
Law College Dehradun
Faculty of
Uttaranchal University, Dehradun

10. Regarding the 'role of course curriculum in encouraging self and extra curriculum learning', 29.13% of the students **strongly agreed** with it whereas 42.13% **agreed** with it. However, percentage of faculties **strongly disagreeing, disagreeing and neutral** were 2.67%, 2.1% and 23.94% respectively.

Average Rating:

The average rating of student feedback on curriculum for LL.B 2021-22 for Q 1 and Q4 is 2.94 % and for Q 2, Q3, Q6, Q7 and Q10 is 2.93%. Rating for Q5, Q8 and Q9 is 2.92%.



Prof. (Dr.) Rajesh Bahuguna
Dean
Law College Dehradun
faculty of
Uttaranchal University, Dehradun

ANALYSIS OF FACULTY FEEDBACK ON CURRICULUM

(Curriculum Feedback Analysis 2021-22)

LL.B.(Hons.)

On the basis of feedback received from faculties about the curriculum of LL.B.(Hons.) 2021-22 we conclude following points:

1. Regarding the 'conformity of course content with the course outcome and objective', **41.86%** of the faculties **strongly agreed** with it whereas **55.81%** **agreed** with it. However, percentage of faculties **neutral** were **2.33%**. **None** of the faculties **strongly disagreed** or **disagreed** with this parameter.
2. Regarding the 'well-balancing of the course curriculum between theory and/or practical/fieldwork knowledge', **37.21%** of the faculties **strongly agreed** with it whereas **51.16%** **agreed** with it. However, percentage of faculties **disagreeing** and **neutral** were **2.33%** and **9.3%** respectively. **None** of the faculties **strongly disagreed** with this parameter.
3. Regarding the 'presentation of course content from basic to advance', **32.56%** of the faculties **strongly agreed** with it whereas **60.47%** **agreed** with it. However, percentage of faculties **strongly disagreeing** and **neutral** were **2.33%** and **4.65%** respectively. **None** of the faculties **disagreed** with this parameter.
4. Regarding the 'sufficiency of course content to fulfill the gap between academics and industry', **23.26%** of the faculties **strongly agreed** with it whereas **55.81%** **agreed** with it. However, percentage of faculties **neutral** were **20.93%**. **None** of the faculties **strongly disagreed** or **disagreed** with this parameter.
5. Regarding the 'rationality of credit allocation in the coverage of course curriculum', **27.91%** of the faculties **strongly agreed** with it whereas **62.79%** **agreed** with it. However, percentage of faculties **disagreeing** and **neutral** were **2.33%** and **6.98%** respectively. **None** of the faculties **strongly disagreed** with this parameter.
6. Regarding the 'focus of the curriculum on skill development/employability and entrepreneurship', **23.26%** of the faculties **strongly agreed** with it whereas **65.12%** **agreed** with it. However, percentage of faculties **neutral** were **11.63%**. **None** of the faculties **strongly disagreed** or **disagreed** with this parameter.
7. Regarding the 'role of course content in increasing the knowledge and interest in the subject area', **39.53%** of the faculties **strongly agreed** with it whereas **55.81%** **agreed** with it. However, percentage **neutral** faculties were **4.65%**. **None** of the faculties **disagreed** and **strongly disagreed** with this parameter.
8. Regarding the 'relevance and update of the text books and reference books mentioned in the syllabus', **39.53%** of the faculties **strongly agreed** with it whereas **53.49%** **agreed** with it. However, percentage of faculties **strongly disagreeing** and **neutral** were **2.33%** and **4.65%** respectively. **None** of the faculties **disagreed** with this parameter.

Prof. (Dr.) Rajesh Bahugana
Dean


Law College Dehradun
Faculty of
Uttaranchal University, Dehradun

9. Regarding the 'role of course curriculum in improving student comprehension of the domain', **30.23%** of the faculties **strongly agreed** with it whereas **65.12%** **agreed** with it. However, percentage of faculties **disagreeing** and **neutral** were at equal level amounting to **2.33%**. **None** of the faculties **strongly disagreed** with this parameter.

10. Regarding the 'requirement of moderation in the course curriculum', **13.95%** of the faculties **strongly agreed** with it whereas **37.21%** **agreed** with it. However, percentage of faculties **disagreeing** and **neutral** were **13.95%** and **34.88%** respectively. **None** of the faculties **strongly disagreed** with this parameter.

Average Rating

The average rating of faculty feedback on curriculum for LL.B. 2021-22 for Q 1 and Q2 is **3.4%** and **3.23%**. Rating for Q3, Q4, Q5 and Q6 is **3.21%**, **3.02%**, **3.16%** and **3.12%** respectively whereas for Q7, Q8, Q9 and Q10 it is **3.35%**, **3.28%**, **3.23%** and **2.51%** respectively.


Prof. (Dr.) Rajesh Bahuguna
Dean
Law College Dehradun
Faculty of
Uttaranchal University, Dehradun

ANALYSIS OF ALUMNI FEEDBACK ON CURRICULUM

(Curriculum Feedback Analysis 2021-22)

LL.B. (Hons.)

On the basis of feedback received from alumni about the curriculum of LL.B.(Hons.) 2021-22 we conclude following points:

1. Regarding the 'appropriateness of course curriculum for career progression', **22.22%** of the alumni **strongly agreed** with it whereas **55.56%** agreed with it. However, **percentage of the alumni disagreeing and neutral are equal at 11.11%. none of the alumni strongly disagreed** with this parameter.
2. Regarding the 'availability of sufficient trainings, seminars, value added courses and PDPs for holistic development', **22.22%** of the alumni **strongly agreed** with it whereas **55.56%** agreed with it. However, **percentage of the alumni disagreeing and neutral are equal at 11.11%. none of the alumni strongly disagreed** with this parameter.
3. Regarding the 'involvement of experimental and participative learning', **22.22%** of the alumni **strongly agreed** with it whereas **55.56%** agreed with it. However, **percentage of the alumni disagreeing and neutral are equal at 11.11%. none of the alumni strongly disagreed** with this parameter.
4. Regarding the 'inclusion of challenging and constructive research work/ project work/ internship/ electives under the program', **22.22%** of the alumni **strongly agreed** with it whereas **44.44%** agreed with it. However, **percentage of neutral and disagreeing alumni are 22.22% and 11.11%. None of the alumni strongly disagreed** with this parameter.
5. Regarding the 'maintenance of proper industry-academia relationship across the program', **22.22%** of the alumni **strongly agreed** with it whereas **44.44%** agreed with it. However, **percentage of neutral and disagreeing alumni are 22.22% and 11.11%. None of the alumni strongly disagreed** with this parameter.
6. Regarding the 'offer of courses with practical and hands-on learning with experience in the curriculum', **22.22%** of the alumni **strongly agreed** with it whereas **44.44%** agreed with it. However, **percentage of neutral and disagreeing alumni are 22.22% and 11.11%. None of the alumni strongly disagreed** with this parameter.
7. Regarding the 'effectiveness of the curriculum in building the opportunities in terms of employability, higher learning and entrepreneurial attitude', **22.22%** of the alumni **strongly agreed** with it whereas **55.56%** agreed with it. However, **percentage of the alumni disagreeing and neutral are equal at 11.11%. none of the alumni strongly disagreed** with this parameter.
8. Regarding the 'potential of program in enhancing the ability to cope up with a challenging situation and to work in a team', **22.22%** of the alumni **strongly agreed** with it whereas **55.56%** agreed with it. However, **percentage of the alumni disagreeing and neutral are equal at 11.11%. none of the alumni strongly disagreed** with this parameter.

Prof. (Dr.) Rajesh Bandyopadhyay
Dean

Law College Dehradun
faculty of
Uttarakhand University, Dehradun

9. Regarding the 'relevance of course curriculum to real life situation', **percentage** of the alumni **strongly agreeing and agreeing** are equal at **33.33%**. However **percentage** of the alumni **disagreeing and neutral** is **11.11%** and **22.22%** respectively. **none of the alumni strongly disagreed** with this parameter.

10. Regarding the 'sufficiency of curriculum in imparting presentation, report writing and technical skills', , **percentage** of the alumni **strongly agreeing and agreeing** are equal at **33.33%**. However **percentage** of the alumni **disagreeing and neutral** is **11.11%** and **22.22%** respectively. **none of the alumni strongly disagreed** with this parameter.

Average Rating

The average rating of alumni feedback on curriculum for LL.B. 2021-22 for Q 4, Q5, and Q6 is equal at **2.78%**. Rating for rest of the questions is equal at **2.89%**.



Prof. (Dr.) Rajesh Bahuguna
Dean
Law College Dehradun
faculty of
Uttaranchal University, Dehradun


ANALYSIS OF STUDENT FEEDBACK ON CURRICULUM

(Curriculum Feedback Analysis 2021-22)

LL.M.

On the basis of feedback received from students about the curriculum of LL.M.2021-22 we conclude following points:

1. Regarding the 'well organization of content in sequence', **41.74%** of the students **strongly agreed** with it whereas **44.26%** **agreed** with it. However, percentage of students **disagreeing**, **strongly disagreeing** and **neutral** were **0.84%**, **1.96%** and **11.2%** respectively.
2. Regarding the 'uniformity of syllabus in terms of curriculum load', **39.5%** of the students **strongly agreed** with it whereas **44.82%** **agreed** with it. However percentage of students **disagreeing**, **strongly disagreeing** and **neutral** were **3.08%**, **1.68%** and **10.92%** respectively.
3. Regarding the 'career orientation of course curriculum', **40.62%** of the students **strongly agreed** with it whereas **45.38%** **agreed** with it. However, percentage of students **strongly disagreeing**, **disagreeing** and **neutral** were **1.68%**, **1.4%** and **10.92%** respectively.
4. Regarding the 'inclination of learning values for development of skills, concepts, knowledge and analytical abilities', **40.34%** of the students **strongly agreed** with it whereas **46.78%** **agreed** with it. However, percentage of students **strongly disagreeing**, **disagreeing** and **neutral** were **1.96%**, **0.56%** and **10.36%** respectively.
5. Regarding the 'role of curriculum in justifying assigned lectures', **41.18%** of the students **strongly agreed** with it whereas **44.26%** **agreed** with it. However, percentage of students **strongly disagreeing** and **disagreeing** and **neutral** were **2.24%**, **1.68%** and **10.64%** respectively.
6. Regarding the 'potential of course curriculum in covering the latest developments in relevant areas', the percentage of students **strongly agreeing** with it were **38.94%** and **agreeing** with it were **46.78%**. However, percentage of students **strongly disagreeing**, **disagreeing** and **neutral** were **2.24%**, **1.4%** and **10.64%** respectively.
7. Regarding the 'scope of relevant activities in course curriculum', **39.5%** of the students **strongly agreed** with it whereas **45.66%** **agreed** with it. However, percentage of students **strongly disagreeing**, **disagreeing** and **neutral** were **2.24%**, **1.68%** and **10.92%** respectively.
8. Regarding the 'rationality of course content in its update', **38.66%** of the students **strongly agreed** with it whereas **46.5%** **agreed** with it. However, percentage of students **strongly disagreeing**, **disagreeing** and **neutral** were **1.68%**, **2.24%** and **10.92%** respectively.
9. Regarding the 'good balance of course curriculum between theory and practical application', the percentage of students **strongly agreeing** were **40.34%** and that **agreeing** with it were **44.26%**. However, percentage of students **strongly disagreeing**, **disagreeing** and **neutral** were **1.96%**, **3.36%** and **10.08%** respectively.


Prof. (Dr.) Rajesh Babaguna
Dean
Law College Dehradun
Faculty of
Uttaranchal University, Dehradun

10. Regarding the 'role of course curriculum in encouraging self and extra curriculum learning', **39.78%** of the students **strongly agreed** with it whereas **45.94%** **agreed** with it. However, percentage of faculties **strongly disagreeing, disagreeing and neutral** were **2.24%, 1.68% and 10.36%** respectively.

Average Rating:

The average rating of student feedback on curriculum for LL.M. 2021-22 for **Q 1 and Q4** is **3.23%** and for **Q2, Q3 and Q4** is **3.17%, 3.22% and 3.23%** respectively. Ratings for **Q5** is **3.2%**, whereas **Q6 and Q10** are equal at **3.19%** and **Q7, Q8 and Q9** are equal at **3.18%**.



Prof. (Dr.) Rajesh Bahuguna
Dean
Law College Dehradun
faculty of
Uttarakhand University, Dehradun

ANALYSIS OF FACULTY FEEDBACK ON CURRICULUM

(Curriculum Feedback Analysis 2021-22)

LL.M.

On the basis of feedback received from faculties about the curriculum of LL.M2021-22 we conclude following points:

1. Regarding the 'conformity of course content with the course outcome and objective', **70%** of the faculties **strongly agreed** with it whereas **30%** **agreed** with it. However, **none** of the faculties **strongly disagreed, disagreed** or were **neutral** with this parameter.
2. Regarding the 'well-balancing of the course curriculum between theory and/or practical/fieldwork knowledge', **40%** of the faculties **strongly agreed** with it whereas **30%** **agreed** with it. However, **30%** faculties were **neutral**. **None** of the faculties **strongly disagreed or disagreed** with this parameter.
3. Regarding the 'presentation of course content from basic to advance', **70%** of the faculties **strongly agreed** with it whereas **20%** **agreed** with it. However, **10%** faculties were **neutral**. **None** of the faculties **strongly disagreed or disagreed** with this parameter.
4. Regarding the 'sufficiency of course content to fulfill the gap between academics and industry', **40%** of the faculties **strongly agreed** with it whereas **30%** **agreed** with it. However, **30%** faculties were **neutral**. **None** of the faculties **strongly disagreed or disagreed** with this parameter.
5. Regarding the 'rationality of credit allocation in the coverage of course curriculum', **40%** of the faculties **strongly agreed** with it whereas **50%** **agreed** with it. However, **10%** faculties were **neutral**. **None** of the faculties **strongly disagreed or disagreed** with this parameter.
6. Regarding the 'focus of the curriculum on skill development/employability and entrepreneurship', **30%** of the faculties **strongly agreed** with it whereas **70%** **agreed** with it. However, **none** of the faculties **strongly disagreed, disagreed** or were **neutral** with this parameter.
7. Regarding the 'role of course content in increasing the knowledge and interest in the subject area', **60%** of the faculties **strongly agreed** with it whereas **40%** **agreed** with it. However, **none** of the faculties **strongly disagreed, disagreed** or were **neutral** with this parameter.
8. Regarding the 'relevance and update of the text books and reference books mentioned in the syllabus', **60%** of the faculties **strongly agreed** with it whereas **40%** **agreed** with it. However, **none** of the faculties **strongly disagreed, disagreed** or were **neutral** with this parameter.
9. Regarding the 'role of course curriculum in improving student comprehension of the domain', **the faculties strongly agreeing and agreeing were at equal level amounting to 50%**. However, **none** of the faculties **strongly disagreed, disagreed** or were **neutral** with this parameter.

Prof. (Dr.) Rajesh Bahuguna
Dean
Law College Dehradun
Faculty of
Uttaranchal University, Dehradun

10. Regarding the 'requirement of moderation in the course curriculum', 40% of faculties agreed with it. However, percentage of neutral faculties were 60%. None of the faculties strongly agreed, Strongly disagreed or disagreed with this parameter.

Average Rating

The average rating of faculty feedback on curriculum for LL.M. 2021-22 for Q 1, Q9 and Q10 is 3.7%, 3.5% and 2.4% respectively. Rating for Q2 and Q4 is equal at 3.1% and Q3, Q7 and Q8 are equal at 3.6%. Q5 and Q6 are equal at 3.3%.



Prof. (Dr.) Rajesh Bahuguna
Dean
Law College Dehradun
faculty of
Uttaranchal University, Dehradun

ANALYSIS OF ALUMNI FEEDBACK ON CURRICULUM

(Curriculum Feedback Analysis 2021-22)

LL.M.

On the basis of feedback received from alumni about the curriculum of LL.M. 2021-22 we conclude following points:

1. Regarding the 'appropriateness of course curriculum for career progression', **23.08%** of the alumni **strongly agreed** with it whereas **46.15%** **agreed** with it. However, percentage of **neutral and disagreed** alumni was **23.08%** and **7.69%** respectively. **none** of the alumni **strongly disagreed** with this parameter.

2. Regarding the 'availability of sufficient trainings, seminars, value added courses and PDPs for holistic development', **23.08%** of the alumni **strongly agreed** with it whereas **38.46%** **agreed** with it. However, percentage of **neutral and disagreed** alumni was **30.77%** and **7.69%** respectively. **none** of the alumni **strongly disagreed** with this parameter.

3. Regarding the 'involvement of experimental and participative learning', **23.08%** of the alumni **strongly agreed** with it whereas **38.46%** **agreed** with it. However, percentage of **neutral and disagreed** alumni was **30.77%** and **7.69%** respectively. **none** of the alumni **strongly disagreed** with this parameter

4. Regarding the 'inclusion of challenging and constructive research work/ project work/ internship/ electives under the program', **23.08%** of the alumni **strongly agreed** with it whereas **46.15%** **agreed** with it. However, percentage of **neutral and disagreed** alumni was **23.08%** and **7.69%** respectively. **none** of the alumni **strongly disagreed** with this parameter

5. Regarding the 'maintenance of proper industry-academia relationship across the program', **23.08%** of the alumni **strongly agreed** with it whereas **46.15%** **agreed** with it. However, percentage of **neutral and disagreed** alumni was **23.08%** and **7.69%** respectively. **none** of the alumni **strongly disagreed** with this parameter

6. Regarding the 'offer of courses with practical and hands-on learning with experience in the curriculum', **23.08%** of the alumni **strongly agreed** with it whereas **46.15%** **agreed** with it. However, percentage of **neutral and disagreed** alumni was **23.08%** and **7.69%** respectively. **none** of the alumni **strongly disagreed** with this parameter

7. Regarding the 'effectiveness of the curriculum in building the opportunities in terms of employability, higher learning and entrepreneurial attitude', **23.08%** of the alumni **strongly agreed** with it whereas **46.15%** **agreed** with it. However, percentage of **neutral and disagreed** alumni was **23.08%** and **7.69%** respectively. **none** of the alumni **strongly disagreed** with this parameter

8. Regarding the 'potential of program in enhancing the ability to cope up with a challenging situation and to work in a team', **23.08%** of the alumni **strongly agreed** with it whereas **46.15%**

Prof. (Dr.) Rajesh Bahuguna
Dean
Law College Dehradun
faculty of
Uttaranchal University, Dehradun


agreed with it. However, percentage of **neutral and disagreed** alumni was **23.08% and 7.69%** respectively. **none** of the alumni **strongly disagreed** with this parameter.

9. Regarding the 'relevance of course curriculum to real life situation', **23.08%** of the alumni **strongly agreed** with it whereas **46.15%** **agreed** with it. However, percentage of **neutral and disagreed** alumni was **23.08% and 7.69%** respectively. **none** of the alumni **strongly disagreed** with this parameter

10. Regarding the 'sufficiency of curriculum in imparting presentation, report writing and technical skills', **23.08%** of the alumni **strongly agreed** with it whereas **46.15%** **agreed** with it. However, percentage of **neutral and disagreed** alumni was **23.08% and 7.69%** respectively. **none** of the alumni **strongly disagreed** with this parameter.

Average Rating

The average rating of alumni feedback on curriculum for LL.M. 2021-22 for **Q 2 and Q3** is equal at **2.77%**. Rating for rest of the questions is equal at **2.85%**.



Prof. (Dr.) Rajesh Bahuguna
Dean
Law College Dehradun
faculty of
Uttaranchal University, Dehradun

ANALYSIS OF PARENTS FEEDBACK ON CURRICULUM

(Curriculum Feedback Analysis 2021-22)

College wise

On the basis of feedback received from parent about the college wise curriculum of 2021-22 we conclude following points:

1. Regarding the 'quality of teaching in the university', **28.05%** of parents rated **very good** whereas **42.68%** rated **good**. However, percentage of parents rating the curriculum as **poor, below average and average** is **7.32%, 2.44% and 19.51%** respectively.
2. Regarding the 'relevance of courses taught', **30.49%** of parents rated **very good** whereas **48.78%** rated **good**. However, percentage of parents rating the curriculum as **poor, below average and average** is **4.88%, 1.22% and 14.63%** respectively.
3. Regarding the 'role of curriculum in holistic development of the ward', **25.61%** of parents rated **very good** whereas **46.34%** rated **good**. However, percentage of parents rating the curriculum as **poor, below average and average** is **7.32%, 1.22% and 19.51%** respectively.
4. Regarding the 'transparency of evaluation process', **24.39%** of parents rated **very good** whereas **43.9%** rated **good**. However, percentage of parents rating the curriculum as **poor, below average and average** is **8.54%, 4.88% and 18.29%** respectively.
5. Regarding the 'outcomes achieved by their wards', **31.71%** of parents rated **very good** whereas **39.02%** rated **good**. However, percentage of parents rating the curriculum as **poor, below average and average** is **4.88%, 1.22% and 23.17%** respectively.

Average Rating

The average rating of parents feedback on curriculum for 2021-22 for Q2, Q4 and Q5 is **2.99%, 2.71% and 2.91%** respectively. Rating for Q1 and Q3 is equal at **2.82%**.

Prof. (Dr.) Rajesh Bahuguna
Dean
Law College Dehradun
faculty of
Uttaranchal University, Dehradun